

1. I have been told about the study and I know why it is being done and what to do. I know that I do not have to do it if I do not want to. If I have questions I can ask my teacher. I know that I can stop at any time.		
	Response Percent	Response Count
I understand and will begin the survey.	100.0%	40
I would rather not do it.	0.0%	0
answered question		40
skipped question		0



## 2. Where do you go to school?

	Response Percent	Response Count
IS 5	0.0%	0
IS 10	0.0%	0
IS 61	0.0%	0
IS 72	0.0%	0
IS 73	0.0%	0
IS 77	0.0%	0
IS 89	0.0%	0
IS 91	0.0%	0
IS 93	0.0%	0
IS 125	0.0%	0
IS 126	0.0%	0
IS 141	0.0%	0
IS 144	0.0%	0
IS 145	0.0%	0
IS 157	0.0%	0
IS 185	0.0%	0
IS 189	0.0%	0
IS 204	0.0%	0
IS 217	0.0%	0
IS 230	0.0%	0
IS 237	0.0%	0
PS 12	0.0%	0
PS 14	0.0%	0
PS 19	0.0%	0
PS 30	0.0%	0







PS 54	0.0%	0
PS 76	0.0%	0
PS 92	0.0%	0
PS 111	0.0%	0
PS 127	0.0%	0
PS 151	0.0%	0
<b>PS 153</b>	<b>100.0%</b>	<b>40</b>
Al-Iman School	0.0%	0
Al-Manoor School	0.0%	0
Bais Yaakov Academy	0.0%	0
Bnos Malka Academy	0.0%	0
El-Ber Islamic School	0.0%	0
Flushing High School	0.0%	0
Forest Hills HS	0.0%	0
Grover Cleveland HS	0.0%	0
Jamaica HS	0.0%	0
John Bowne High School	0.0%	0
Hevach High School	0.0%	0
Long Island City High School	0.0%	0
Machon Academy	0.0%	0
Martin Luther HS	0.0%	0
The Muslim Center Elementary School	0.0%	0
Newcomers High School	0.0%	0
Newtown HS	0.0%	0
Our Lady of Mercy	0.0%	0
Our Lady of Sorrows	0.0%	0
Queens Academy HS	0.0%	0

Queens Lutheran School	0.0%	0
Queens Vocational HS	0.0%	0
Razi School	0.0%	0
Redeemer Lutheran	0.0%	0
Resurrection Ascension School	0.0%	0
St. Adalbert	0.0%	0
St. Francis of Assisi School	0.0%	0
St. John Lutheran School	0.0%	0
St. Kevin School	0.0%	0
St. Mel School	0.0%	0
St. Nicholas of Tolentine	0.0%	0
St. Raphael School	0.0%	0
Sacred Heart School	0.0%	0
Shaarei Zion Ohel Bracha	0.0%	0
Tiferes Torah Institute	0.0%	0
William Cullen Bryant High School	0.0%	0
Yesheiva Tifereth Moshe	0.0%	0
Yeshivat Our Haim	0.0%	0
Other	0.0%	0
other school (please specify)		0
<b>answered question</b>		<b>40</b>
<b>skipped question</b>		<b>0</b>


### 3. What grade are you in?

	Response Percent	Response Count
3	0.0%	0
4 	37.5%	15
5 	62.5%	25
<b>answered question</b>		<b>40</b>
<b>skipped question</b>		<b>0</b>


### 4. How often do you use your computer at home for homework?

	Response Percent	Response Count
I don't have a computer at home 	7.7%	3
I don't use my home computer for homework 	12.8%	5
A few times a year 	20.5%	8
About once a month 	7.7%	3
About once a week 	7.7%	3
<b>Almost every night</b> 	<b>43.6%</b>	<b>17</b>
<b>answered question</b>		<b>39</b>
<b>skipped question</b>		<b>1</b>






### 5. Compared to last year, this year my teachers are using computers...





### 6. Compared to last year, this year students in my grade are using computers...





### 7. During this school year, how much time per week did you spend using computers in your class(es)?

	Response Percent	Response Count
Not at all 	7.7%	3
Once a week 	12.8%	5
2 times a week 	2.6%	1
<b>3 or 4 times a week</b> 	<b>61.5%</b>	<b>24</b>
Every day 	15.4%	6
<i>answered question</i>		<b>39</b>
<i>skipped question</i>		<b>1</b>



### 8. During this school year, I typed up reports and assignments.

	Response Percent	Response Count
Yes 	45.7%	16
<b>No</b> 	<b>54.3%</b>	<b>19</b>
<i>answered question</i>		<b>35</b>
<i>skipped question</i>		<b>5</b>

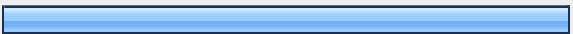

### 9. During this school year, I made spreadsheets and graphs.

	Response Percent	Response Count
Yes 	37.1%	13
<b>No</b> 	<b>62.9%</b>	<b>22</b>
<i>answered question</i>		<b>35</b>
<i>skipped question</i>		<b>5</b>



**10. During this school year, I used blogs to communicate with other students and teachers**

	Response Percent	Response Count
Yes 	88.6%	31
No 	11.4%	4
<i>answered question</i>		35
<i>skipped question</i>		5

**11. During this school year, I did research on the Internet for a report or assignment.**



	Response Percent	Response Count
Yes 	85.7%	30
No 	14.3%	5
<i>answered question</i>		35
<i>skipped question</i>		5

**12. During this school year, I made a PowerPoint presentation.**



	Response Percent	Response Count
Yes 	77.1%	27
No 	22.9%	8
<i>answered question</i>		35
<i>skipped question</i>		5





### 13. During this school year, I used the computer to make a graphic novel.

		Response Percent	Response Count
Yes		65.7%	23
No		34.3%	12
<i>answered question</i>			35
<i>skipped question</i>			5

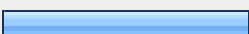
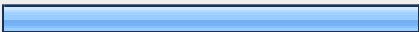
### 14. During this school year, I took a test on the computer.

		Response Percent	Response Count
Yes		85.7%	30
No		14.3%	5
<i>answered question</i>			35
<i>skipped question</i>			5



### 15. During this school year, I used a computer program to improve my study skills or learning skills.

		Response Percent	Response Count
Yes		82.9%	29
No		17.1%	6
<i>answered question</i>			35
<i>skipped question</i>			5



### 16. During this school year, I made or listened to a podcast.

		Response Percent	Response Count
Yes		37.1%	13
No		62.9%	22
<i>answered question</i>			35
<i>skipped question</i>			5



### 17. During this school year, I made or edited a webpage or worked in a web environment, like a wikispace.

		Response Percent	Response Count
Yes		14.3%	5
No		85.7%	30
<i>answered question</i>			35
<i>skipped question</i>			5



### 18. This school year, I collected data using equipment that go with the computer, like probes or PDAs.

		Response Percent	Response Count
Yes		5.7%	2
No		94.3%	33
<i>answered question</i>			35
<i>skipped question</i>			5










### 19. This school year, I made or edited a video or movie.

		Response Percent	Response Count
Yes		25.7%	9
No		74.3%	26
<i>answered question</i>			35
<i>skipped question</i>			5

### 20. During the past school year, I created or contributed to a web-based map or timeline.

		Response Percent	Response Count
Yes		37.1%	13
No		62.9%	22
<i>answered question</i>			35
<i>skipped question</i>			5

## 21. In which subjects do you use technology. (Check all that apply)

		Response Percent	Response Count
Math		82.9%	29
Sciences		2.9%	1
English Language Arts		65.7%	23
Social Studies		74.3%	26
Art		14.3%	5
Music		11.4%	4
Physical Education/Gym		2.9%	1
ESL or ELL		0.0%	0
Computer Class		71.4%	25
Multi-Media		60.0%	21
None of the Above		0.0%	0
Other (please specify)			2
<b>answered question</b>			<b>35</b>
<b>skipped question</b>			<b>5</b>

## 22. Do you know how to use the following equipment, applications or web sites?

	Yes	No	Response Count
Digital camera or video	97.4% (37)	2.6% (1)	38
Audacity or GarageBand	7.9% (3)	92.1% (35)	38
iMovie or Movie Maker	34.2% (13)	65.8% (25)	38
Wikispaces	57.9% (22)	42.1% (16)	38
Teacher/Classroom Blogs	100.0% (38)	0.0% (0)	38
Google Maps	89.5% (34)	10.5% (4)	38
Comic Life	68.4% (26)	31.6% (12)	38
NYLearns	26.3% (10)	73.7% (28)	38
	<b>answered question</b>		<b>38</b>
	<b>skipped question</b>		<b>2</b>

## 23. How much do you agree with these statements?

	I agree	I'm not sure	I disagree	Rating Average	Response Count
I am able to learn more when I use computers in my school.	<b>73.7% (28)</b>	10.5% (4)	15.8% (6)	1.42	38
I work harder on my assignments when I am using a computer.	<b>39.5% (15)</b>	34.2% (13)	26.3% (10)	1.87	38
I would be a better student if I got to use technology more in school.	<b>44.7% (17)</b>	31.6% (12)	23.7% (9)	1.79	38
Teachers in this school know a lot about how to use computers to help students learn more.	<b>78.9% (30)</b>	18.4% (7)	2.6% (1)	1.24	38
There are enough computers in my school for students to use for their schoolwork.	36.8% (14)	<b>42.1% (16)</b>	21.1% (8)	1.84	38
I am using computers in my class (es) in ways that other students in this school are not.	<b>55.3% (21)</b>	23.7% (9)	21.1% (8)	1.66	38
I have shown other students how to do things with computers.	<b>52.6% (20)</b>	15.8% (6)	31.6% (12)	1.79	38
I have shown a teacher how to do things with computers.	10.5% (4)	10.5% (4)	<b>78.9% (30)</b>	2.68	38
I use computers more in my class (es) than other students in this school	<b>36.8% (14)</b>	<b>36.8% (14)</b>	26.3% (10)	1.89	38
<b>answered question</b>					<b>38</b>
<b>skipped question</b>					<b>2</b>